



Case study

## Total Valve Fleet Turnaround Optimization... Valve Lifecycle Management (VLM)

**OPEX Reduction**

**~95%**

Identify Only Priority Needs

Maintenance outages for equipment fleets that exceed tens of thousands of valves can take weeks and incur costs that are unimaginable. Start-up schedules apply added pressure to the teams to expedite repairs and can lead to incremental errors. Time is extremely valuable and can not be wasted on valves that are in good working condition. Let Masoneilan VLM reduce your downtime and total OPEX by eliminating turnaround waste!

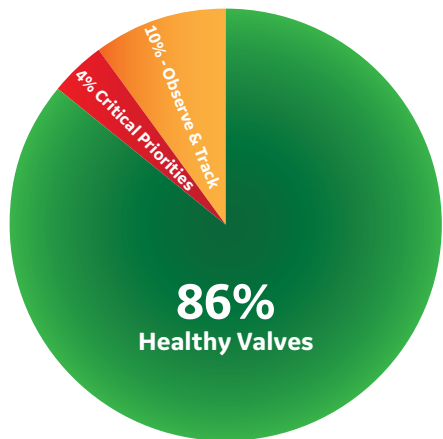
**Control Optimization**

**100%**

Eliminating valve oscillation with ValVue™ tuning

### THE CHALLENGE

Typical process plants have roughly +/-5% of their valves in need of service at any moment of operation. However, when dealing with massive fleets, technicians often **disassemble and inspect the same critical process valves at every outage**, regardless of their condition, while other **valves that are more desperately in need of service are left without support**. Additionally, **valves can be improperly assembled or tuned following the repair, resulting in performance** that is worse than before.



### THE SOLUTION

**Masoneilan's VLM Digital Services include Turnaround Optimization Planning to prioritize your greatest needs** before the outage. Using Masoneilan ValveAware's **easy to read VHI (Valve Health Index) meter**, technicians can **quickly diagnose and prioritize their entire fleet in just minutes**. Quick filter tools highlight immediate alarms and priorities, and quickly reduce the scope of work from a large fleet down to as few as the top 3-5% of equipment in need of immediate service. Proactive management using ValveAware allows maintenance teams time to plan and order replacement parts in advance of the outage, eliminating last minute panic and expediting. **Masoneilan's ValVue calibration software can be set and left to run while maintenance crews go home, auto-tuning all valves to ensure final calibration is complete before start-up.**

When it comes time for your next outage, leverage **Masoneilan™ Turnaround Optimization services to prioritize your plans** before the first wrench is turned!

Contact your local Masoneilan representative to learn more about ValveAware™ Advanced Valve Diagnostics.

# VHI (Valve Health Index) - Danger Zone



Legend:



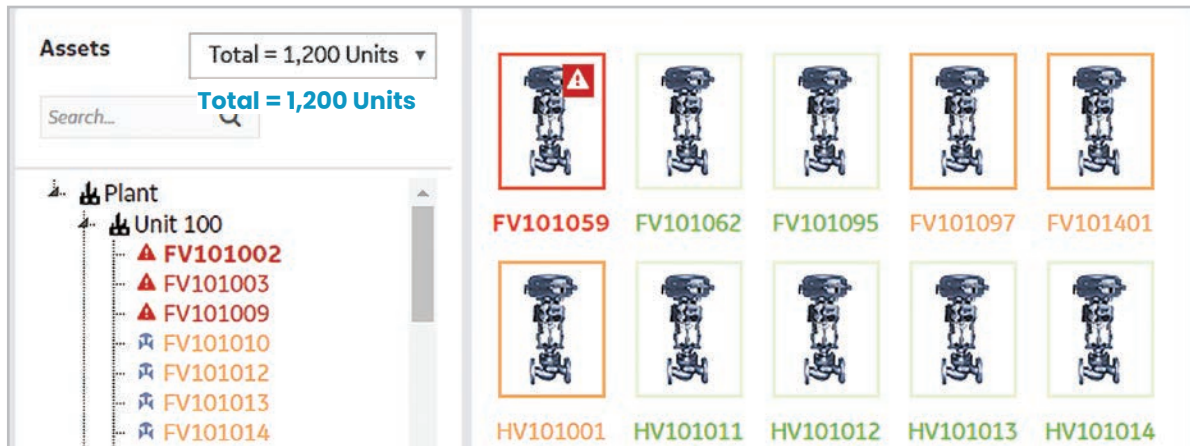
**VHI Contributors:** RMS Error, Friction, Offset

## Most Recent Test

Friction	<b>1.23 psi</b>	
Friction %	<b>11.8%</b>	
RMS Error	<b>12.67</b>	

Easy to read summary available for each valve including VHI meter to highlight critical valves for prioritized maintenance and repair, and a quick access summary of contributors identified for root cause alarm.

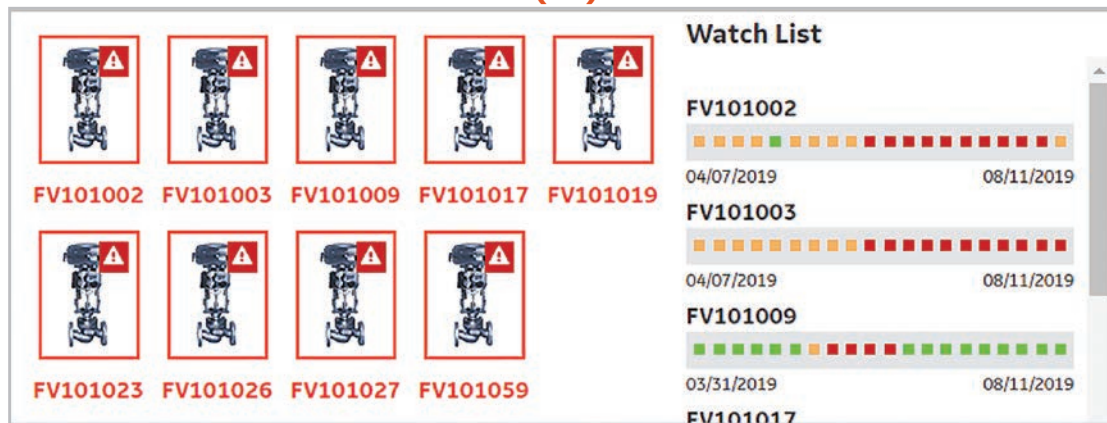
## Total Valve Fleet Management



Total valve fleet view with easy filtering to quickly identify: [All valves](#), [Healthy Valves](#), [Critical priorities](#), or equipment to [Track and monitor](#) for future support. Simply click on a valve image to view its full performance dashboard.

## Prioritized View to Highlight Critical Valves

**Total Critical Valve Count: 48 units (4%).**



Prioritized view to highlight 48 valves (4%) of total fleet that required priority maintenance and repair at next available outage. 1-click on valve image to pull up full performance dashboard.